



COLLEGE CREDIT PLUS (CCP)

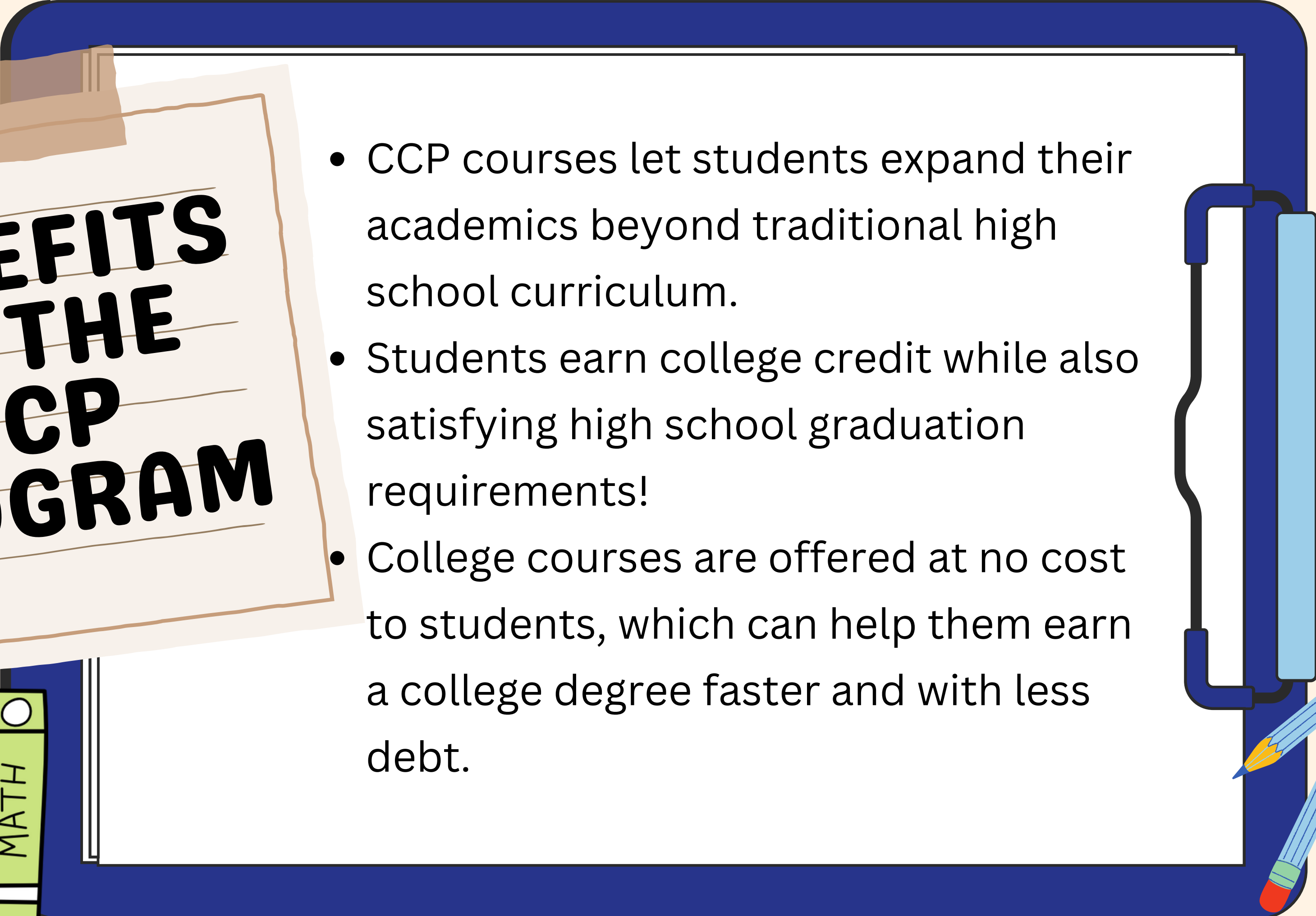


WHAT IS THE COLLEGE CREDIT PLUS PROGRAM?



- Through the College Credit Plus (CCP) Program, students in grades 7-12 can take college courses through Columbus State Community College to earn free college credit and fulfill their high school graduation requirements at the same time.
- College courses not only give students the advantage of learning how to meet a college-level standard of academic rigor, they also help offset the cost and time it takes to earn a college degree.





BENEFITS OF THE CCP PROGRAM

- CCP courses let students expand their academics beyond traditional high school curriculum.
- Students earn college credit while also satisfying high school graduation requirements!
- College courses are offered at no cost to students, which can help them earn a college degree faster and with less debt.



IMPORTANT CONSIDERATIONS

- Classes are college-level, the rigor and curriculum will be at a higher level than many high school classes.
- The grades you earn in a college course are permanent grades on both your high school and college transcripts.
- Additional expenses, such as transportation costs for classes at a Columbus State location, will be the responsibility of the student.


You will need access to a computer and internet at home in order to submit assignments.





AM I ELIGIBLE FOR CCP?

In order to be eligible to take college-level course through Columbus State Community College you must meet the following requirements:

- Have a cumulative **High School GPA** of **3.0 or higher.**
 - Achieve eligible scores on approved assessment exam (CCP Placement Tests)
 - **Middle school students that do not have a high school GPA, must take the reading, writing and math placement tests before registering for college credit classes**
- 

STEPS TO TAKE TO APPLY FOR CCP CLASSES:

1. Apply for admission to Columbus State: complete an application for admission to Columbus State. No application fee or essay is required. Link: <https://columbusstatecc.radiusbycampusmgmt.com/ssc/aform/zx804mS70k3Ex6700nB071.ssc>
2. Create a Columbus State email and password.
3. **TURN IN REQUIRED FORMS:** Permission Slip and Student Questionnaire to Ms. Ramsdell-- located outside my office or google classroom.
4. **Complete the online orientation**
5. **Register for classes:** Work with Ms. Ramsdell to choose the right courses to meet your high school graduation requirements while also meeting your goals for your college degree!
6. Complete the required registration documents and turn into Ms. Ramsdell-- located outside my office or google classroom
7. Become familiar with Columbus State Blackboard and Email- Check daily!

QUESTIONS?

**SET UP A TIME TO
TALK ABOUT CCP!**

Scan the code below to schedule a
meeting time!



Or send me an email:
kaelyn.ramsdell@cpaohio.org